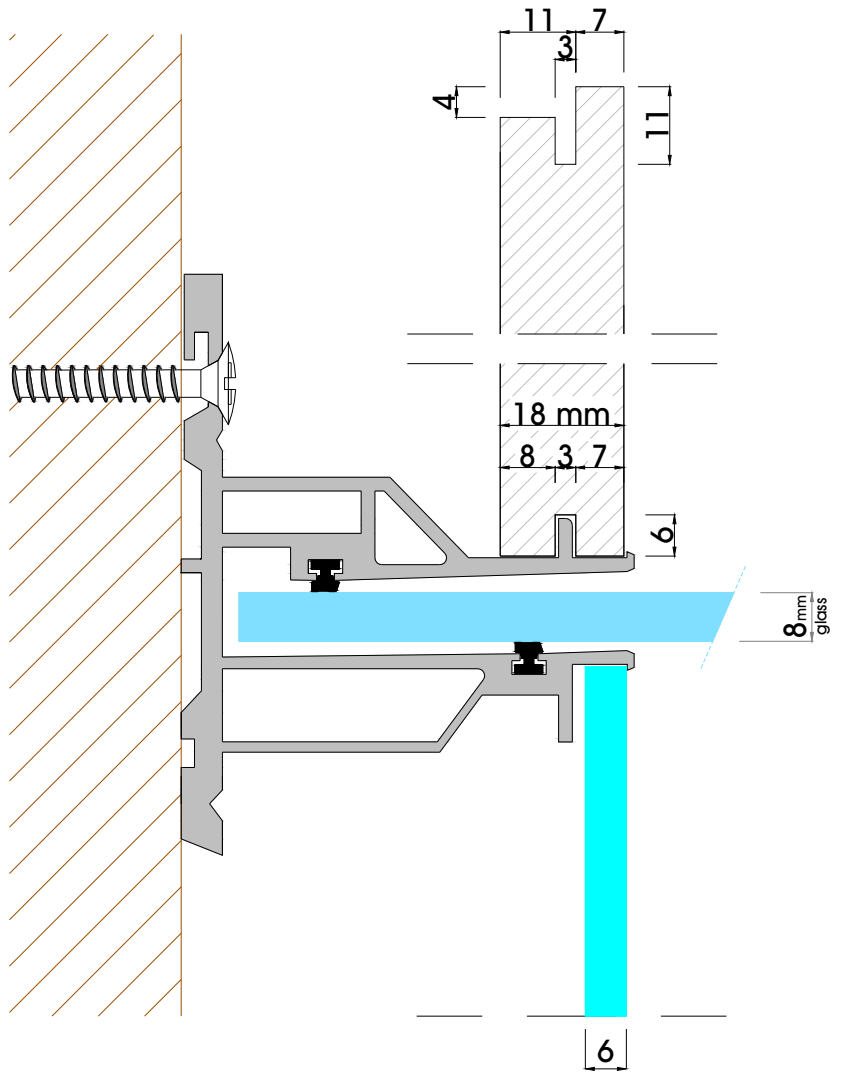
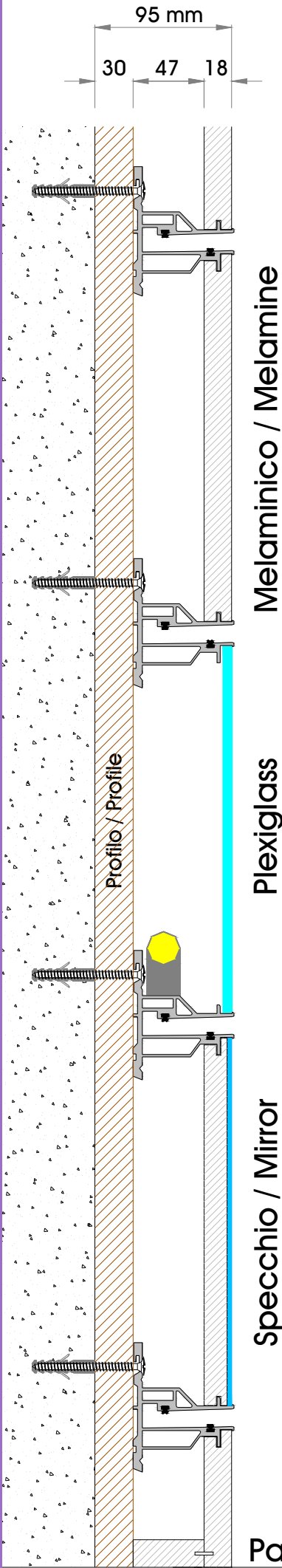
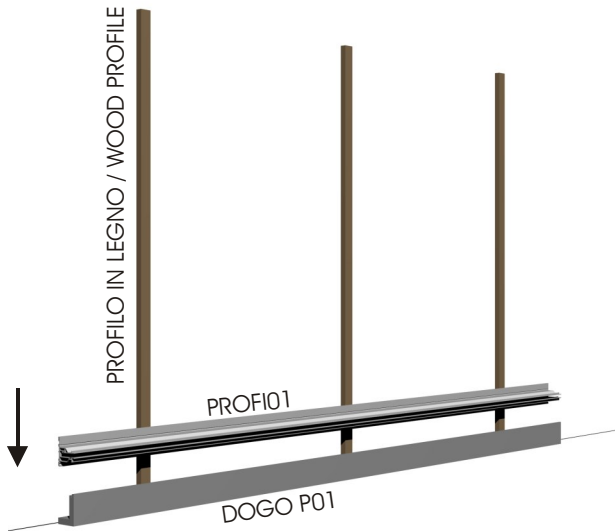


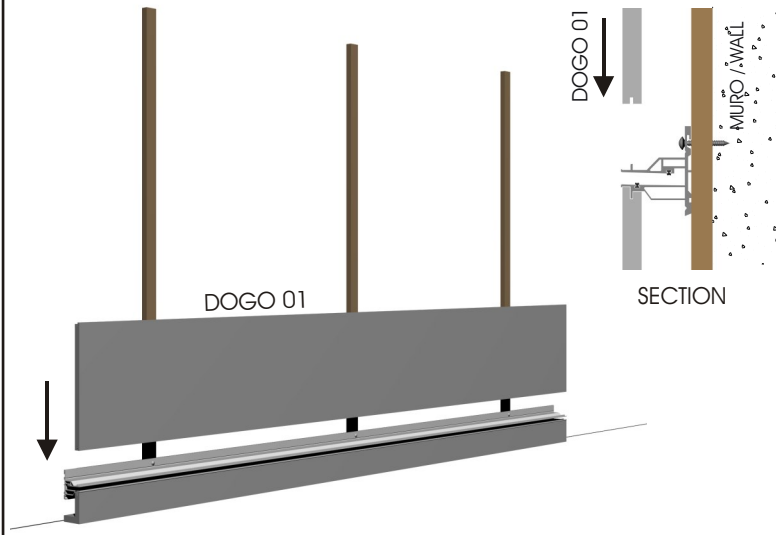
parallela




Descrizione di montaggio / Instruction of assembly



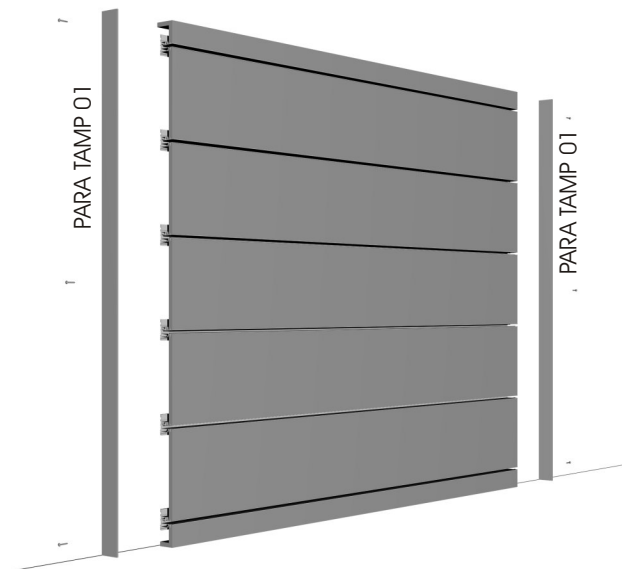
1 Fissare i profili in legno al muro, inserire art.PROFIO1 nell' art. DOGO P01 e fissare l'art. PROFIO1 al profilo in legno.
 To fix the wood profile on the wall, insert the item.PROFIO1 in the item.DOGO P01 and to fix the item.PROFIO1 on the wood profile.



2 Inserire art.DOGO 01 nell' art. PROFIO1.
 To insert the item.DOGO 01 in the item.PROFIO1.



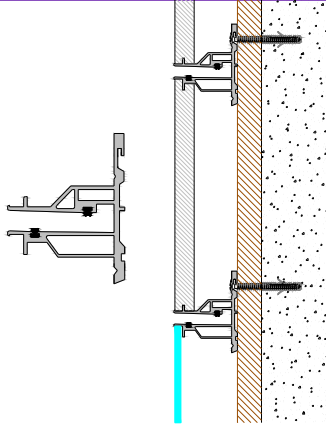

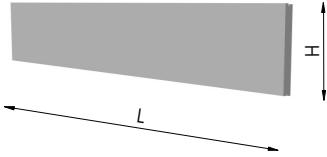
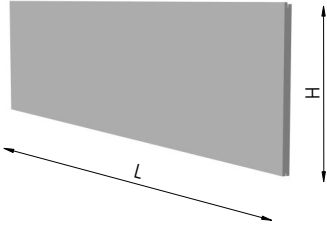
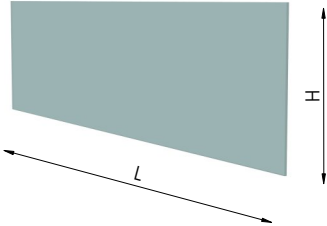

3 Inserire e fissare art.PROFIO1.
 To insert and to fix the item.PROFIO1.

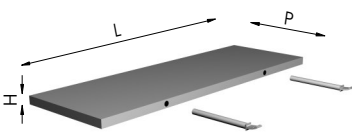
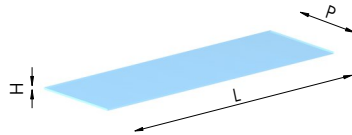
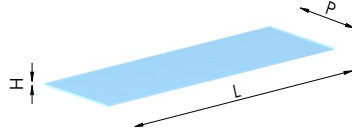
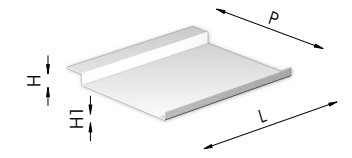
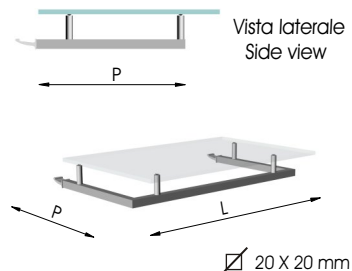


4 Fissare i tamponamenti laterali (art.PARA TAMP 01).
 To fix the side profile (item.PARA TAMP 01).

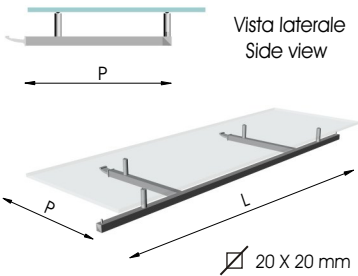
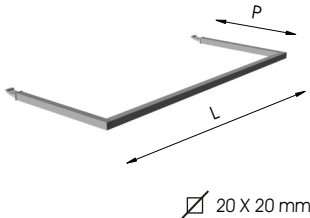
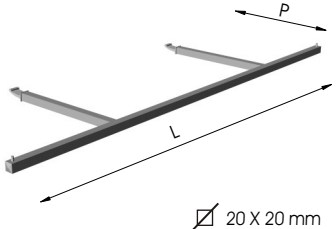
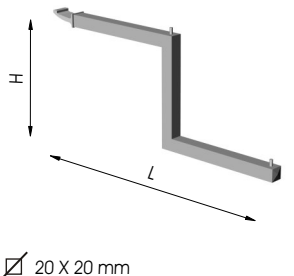
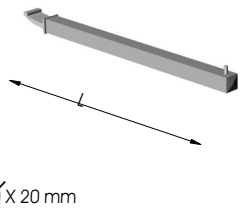
Prove di carico


Portata Massima (art. PAR AP120)	Portata Massima (art. PV90AT45)
<p>Portata 30 Kg/ml</p>	<p>Portata 30 Kg/ml</p>

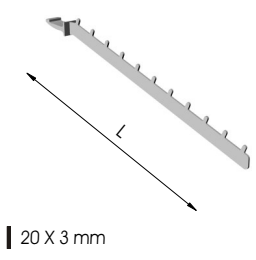
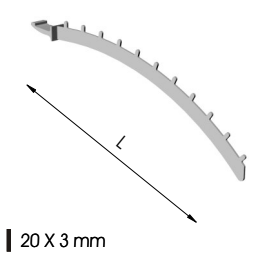
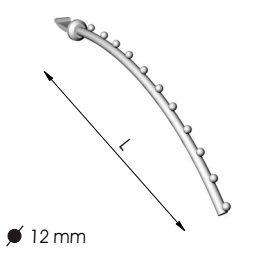
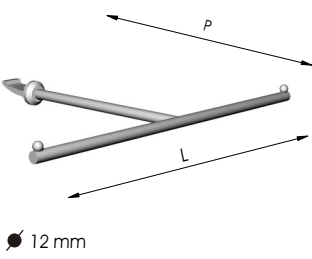
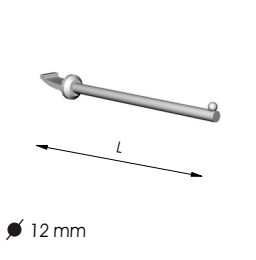
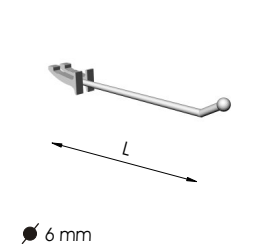
Type	Descrizione / Finiture		
	<p>(ML = Metro Lineare / Linear meter)</p> <p>Profilo Profile</p> <p>Alluminio / Aluminium</p>		
	<p>Kit di N°20 viti per montaggio art. PROFI 01 Kit of N°20 screws for assembly item PROFI 01</p>		
	<p>Doga per inserimento nell' art. PROFI 01 H = 90 mm Panel for item. PROFI 01 H = 90 mm</p> <p>Melaminico / Melamine L max = 3000 mm</p> <p>Melaminico Lucido / Melamine Glossy L max = 2700 mm</p> <p>Laccato a richiesta / Lacquered at request L max = 3000 mm</p>		
	<p>Doga per inserimento nell' art. PROFI 01 H 360 mm Panel for item. PROFI 01 H 360 mm</p> <p>Melaminico / Melamine L max = 3000 mm</p> <p>Melaminico Lucido / Melamine Glossy L max = 2700 mm</p> <p>Laccato a richiesta / Lacquered at request L max = 3000 mm</p>		
	<p>Doga per inserimento nell' art. PROFI 01 H 360 mm Panel for item. PROFI 01 H 360 mm</p> <p>Plexiglass L max = 3000 mm</p>		
	<p>Tamponamento laterale Side Profile</p> <p>Alluminio / Aluminium</p>		

Type	Descrizione / Finiture	
 <p>Supporti / Supports ϕ 20mm</p>	<p>Piano con supporti in ferro a scomparsa per inserimento nell' art. PROFI 01 Shelf with iron supports for item. PROFI 01</p> <p>Melaminico / melamine L = 600mm P = 390mm H = 25mm L = 900mm P = 390mm H = 25mm L = 1200mm P = 390mm H = 25mm</p> <p>Melaminico Lucido / melamine glossy L = 600mm P = 390mm H = 25mm L = 900mm P = 390mm H = 25mm L = 1200mm P = 390mm H = 25mm</p>	<p>PAR PIL33/60 PAR PIL33/90 PAR PIL33/120</p> <p>PAR PIL33/60 LU PAR PIL33/90 LU PAR PIL33/120 LU</p>
	<p>Piano in vetro trasparente, temperato, senza supporti Transparent temperate glass shelf without supports</p> <p>L = 600mm P = 450mm H = 8mm L = 900mm P = 450mm H = 8mm L = 1200mm P = 450mm H = 8mm</p> <p>Vetro satinato a richiesta / Satined glass at request</p>	<p>PV 60AT45 PV 90AT45 PV 120AT45</p>
	<p>Piano in plexiglass senza supporti Plexiglass shelf without supports</p> <p>L = 600mm P = 450mm H = 8mm L = 900mm P = 450mm H = 8mm L = 1200mm P = 450mm H = 8mm</p>	<p>PARA PLEX60/45 PARA PLEX90/45 PARA PLEX120/45</p>
	<p>Piano in ferro verniciato, H = 40mm H1 = 20mm Iron painted shelf, H = 40mm H1 = 20mm</p> <p>L = 200mm P = 430mm L = 300mm P = 430mm L = 500mm P = 430mm</p>	<p>PARA FER20 PARA FER30 PARA FER50</p>
 <p>Vista laterale Side view</p> <p>20 X 20 mm</p>	<p>Struttura appendieria con supporti per piano (escluso piano) Hanging tube with supports for shelf (without shelf)</p> <p>Verniciato / Iron painted L=590mm P=300mm L=900mm P=300mm</p> <p>Acciaio inox / Stainless steel L=590mm P=300mm L=900mm P=300mm</p>	<p>PAR P.A.V.60/20 V PAR P.A.V.90/20 V</p> <p>PAR P.A.V.60/20 X PAR P.A.V.90/20 X</p>



Type	Descrizione / Finiture	
 <p>Vista laterale Side view</p> <p>PAR P.A.V.120/20 V PAR P.A.V.120/20 X</p>	<p>Struttura appenderia con supporti per piano (art.PV120AT) (escluso piano) L=1190mm P=300mm</p> <p>Hanging tube with supports for shelf (item.PV120AT) (without shelf) L=1190mm P=300mm</p> <p>Verniciato / Iron painted Acciaio inox / Stainless steel</p>	
 <p>PAR AP90/20 V PAR AP90/20 X</p>	<p>Tubo appenderia per art. (PROFI 01) L = 900 mm P = 300 mm</p> <p>Hanging tube for item (PROFI 01) L = 900 mm P = 300 mm</p> <p>Verniciato / Iron painted Acciaio inox / Stainless steel</p>	
 <p>PAR AP120/20 V PAR AP120/20 X</p>	<p>Tubo appenderia per art. (PROFI 01) L = 1190 mm P = 300 mm</p> <p>Hanging tube for item (PROFI 01) L = 1190 mm P = 300 mm</p> <p>Verniciato / Iron painted Acciaio inox / Stainless steel</p>	
 <p>PAR APP40/20 V PAR APP40/20 X</p>	<p>Appendiera frontale per art. (PROFI 01) L = 410 mm H = 180 mm</p> <p>Frontal hanging tube for item (PROFI 01) L = 410 mm H = 180 mm</p> <p>Verniciato / Iron painted Acciaio inox / Stainless steel</p>	
 <p>PAR APP35/20 V PAR APP30/20 V PAR APP25/20 V</p> <p>PAR APP35/20 X PAR APP30/20 X PAR APP25/20 X</p>	<p>Appendiera frontale per art. (PROFI 01)</p> <p>Frontal hanging tube for item (PROFI 01)</p> <p>Verniciato / Iron painted L = 350 mm L = 300 mm L = 250 mm</p> <p>Acciaio inox / Stainless steel L = 350 mm L = 300 mm L = 250 mm</p>	



Type	Descrizione / Finiture		
 <p>20 X 3 mm</p>	<p>PAR APLINC007V PAR APLINC007X</p>	<p>Appenderia frontale inclinata per art. (PROFI 01) L = 400 mm</p> <p>Frontal hanging tube tilted for item (PROFI 01) L = 400 mm</p> <p>Verniciato / Iron painted Acciaio inox / Stainless steel</p>	
 <p>20 X 3 mm</p>	<p>PAR APLINC009V PAR APLINC009X</p>	<p>Appenderia frontale inclinata per art. (PROFI 01) L = 400 mm</p> <p>Frontal hanging tube tilted for item (PROFI 01) L = 400 mm</p> <p>Verniciato / Iron painted Acciaio inox / Stainless steel</p>	
 <p>12 mm</p>	<p>PAR APF INT i V PAR APF INT i C</p>	<p>Appenderia frontale inclinata per intimo per art. (PROFI 01) L = 350 mm</p> <p>Frontal hanging tube tilted for underwear for item (PROFI 01) L = 350 mm</p> <p>Verniciato / Iron painted Cromato / Chrome</p>	
 <p>12 mm</p>	<p>PAR APF INT 40 V PAR APF INT 40 C</p>	<p>Appenderia frontale per intimo per art. (PROFI 01) L = 400 mm P = 250 mm</p> <p>Frontal hanging tube for underwear for item (PROFI 01) L = 400 mm P = 250 mm</p> <p>Verniciato / Iron painted Cromato / Chrome</p>	
 <p>12 mm</p>	<p>PAR APF INT d V PAR APF INT d C</p>	<p>Appenderia frontale per intimo per art. (PROFI 01) L = 250 mm</p> <p>Frontal hanging tube for underwear for item (PROFI 01) L = 250 mm</p> <p>Verniciato / Iron painted Cromato / Chrome</p>	
 <p>6 mm</p>	<p>PAR A012 V PAR A012 X</p>	<p>Appenderia frontale per art. (PROFI 01) L = 150 mm</p> <p>Frontal hanging tube for items (PROFI 01) L = 150 mm</p> <p>Verniciato / Iron painted Acciaio inox / Stainless steel</p>	